

SHIEK 1.0/2.0/3.0

12-Aug.-2016

1.0

LED 8W | 220-240VAC | PCB 3-step | ambient white dim | phase-cut dim | incl. PS

CE IP20 0.3m

1800-2850K

	white texture + gold	234189J9
	black texture + gold	234189K9
	copper	234189P9
	white texture	234189W9
	black texture + copper	234189Z9

2.0

LED 8W | 220-240VAC | PCB 3-step | ambient white dim | phase-cut dim | incl. PS

CE IP20 0.3m

1800-2850K

	white texture + gold	234289J9
	black texture + gold	234289K9
	copper	234289P9
	white texture	234289W9
	black texture + copper	234289Z9

3.0

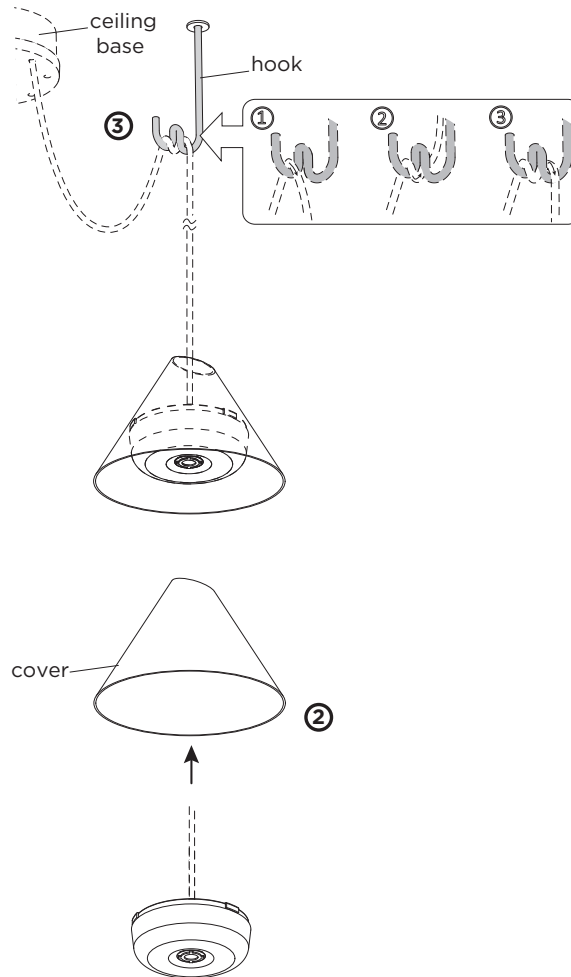
LED 8W | 220-240VAC | PCB 3-step | ambient white dim | phase-cut dim | incl. PS

CE IP20 0.3m

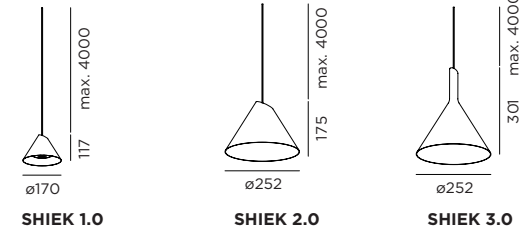
1800-2850K

	white texture + gold	234389J9
	black texture + gold	234389K9
	copper	234389P9
	white texture	234389W9
	black texture + copper	234389Z9

optional single ceiling base
optional multi ceiling bases



DIMENSIONS

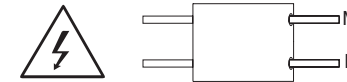


MOUNTING INSTRUCTION

① Let the cable pass through the hole on the cover top.

② **POWER CONNECTION**

Connect the power supply connection: STANDARD version



③ Hang the cable on the hook.



WEVER & DUCRÉ
LIGHTING

www.weverducre.com

Wever & Ducré bvba Kwadestraat 153 bus 2.1 8800 Roeselare

INSTALLATION
INSTRUCTIONS